


# The ART OF WORSHIP

*A practical guide to worship leading*



# GOAL of a Worship Leader

---

That people would...

1. \_\_\_\_\_ the Presence of God.

2. \_\_\_\_\_ to the Presence of God.

3. \_\_\_\_\_ by the Presence of God.

How to measure...

-

-

-

# ROLE of a Worship Leader

We can \_\_\_\_\_ to make others experience, respond to or be transformed by His Presence.

We can only create an \_\_\_\_\_ that \_\_\_\_\_ experiencing, responding to and being transformed by His Presence.

# TOOLS: Crafting the Set

---

A Good Set...

Consists of songs that are...

1.

2.

3.

4.

\_\_\_\_\_ worshippers by creating a sense of  
\_\_\_\_\_.

## Crafting the Set

1.

2.

3.

4.

Create a flow by using...

1.

2.

3.

4.

# TOOLS: Creating the Environment

## Strengths of Small Group Worship...

1. \_\_\_\_\_ atmosphere.
2. It is \_\_\_\_\_.
3. More opportunity for group \_\_\_\_\_.
4. Space for \_\_\_\_\_.

## Creating the Environment...

Lync Sheets

**Welcome**

**Call**

**Explain/Give Permission**

**Celebrate!**

**MODEL**

**Strong Melody**

**PRAY**

**Dynamics**

**Participation**

**Ministry**

**Exhortation...**

**Prayer**

**Practice**

# TOOLS: Playing Dynamically

---

Volume

A Cappella

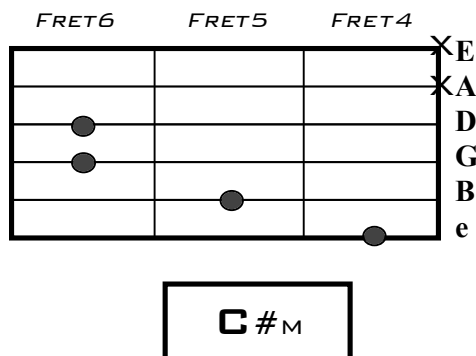
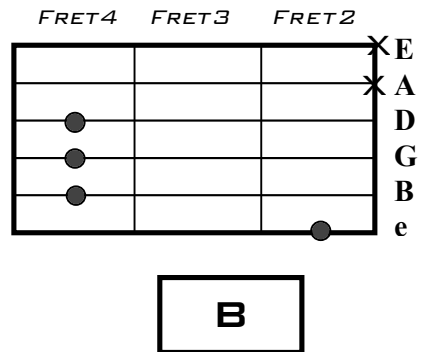
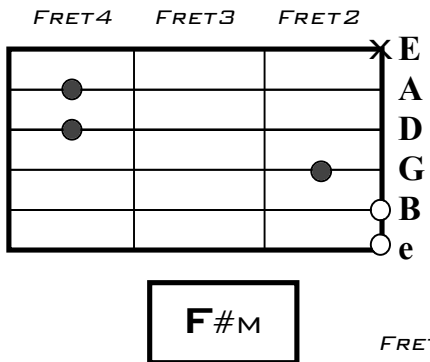
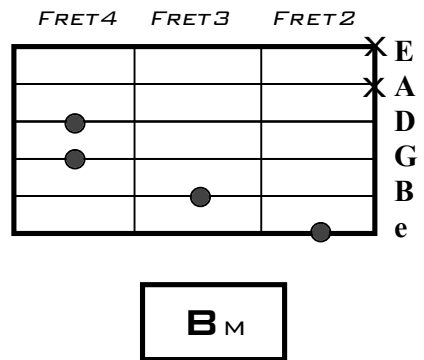
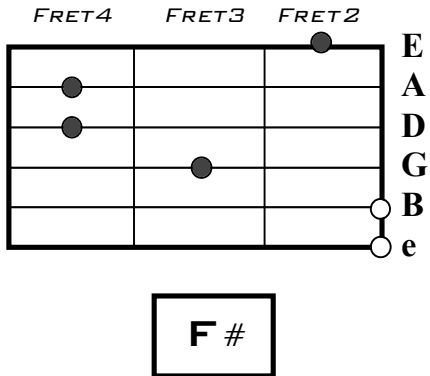
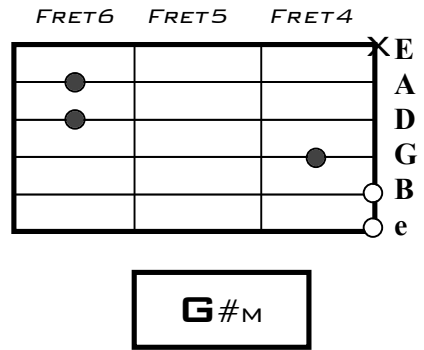
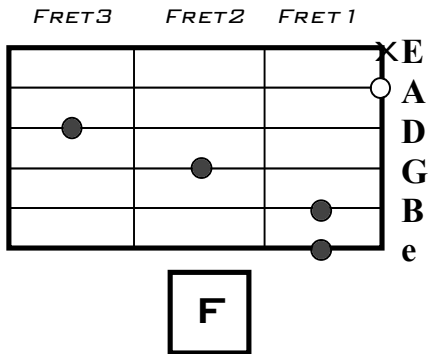
Alternative Chords

Playing Certain Strings

Arpeggio

Muting

# APPENDIX ONE: Short Cuts



## **KEY:**

**X = DON'T PLAY THIS STRING**

**○ = PLAY THIS STRING OPEN**

**● = FINGER THIS STRING ON THIS FRET**

## **OTHERS:**

USING "F#" POSITION, MOVE UP 5 FRETS TO MAKE ANOTHER "B" CHORD.

USING "F#" POSITION, MOVE UP 3 FRETS TO MAKE ANOTHER "A" CHORD.

USING "F#<sub>M</sub>" POSITION, MOVE UP 5 FRETS TO MAKE ANOTHER "B<sub>M</sub>" CHORD.

USING "F#<sub>M</sub>" POSITION, MOVE UP 7 FRETS TO MAKE ANOTHER "C#<sub>M</sub>" CHORD.

# APPENDIX TWO: Key Table

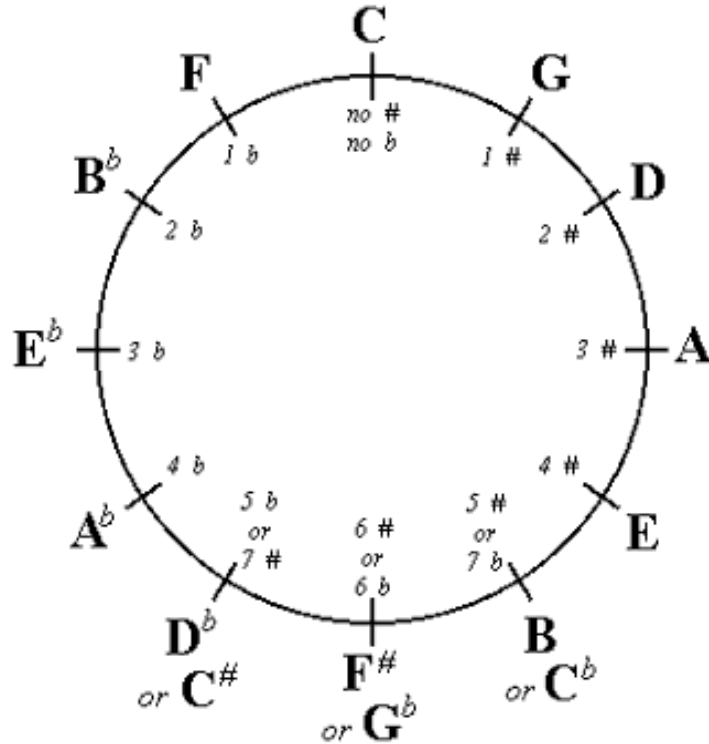
---

KEY	I	ii	iii	IV	V	vi	vii
C	C	D	E	F	G	A	B
D	D	E	F#	G	A	B	C#
E	E	F#	G#	A	B	C#	D#
F	F	G	A	B <sup>b</sup>	C	D	E
G	G	A	B	C	D	E	F#
A	A	B	C#	D	E	F#	G#
B	B	C#	D#	E	F#	G#	A#

\*USE KEY TABLE TO CHANGE A SONG FROM ONE KEY TO A DIFFERENT KEY.

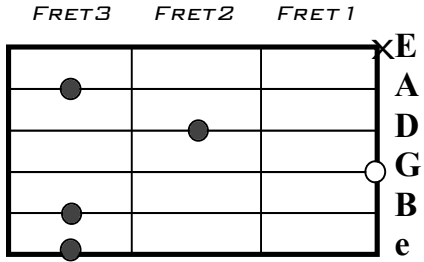
# APPENDIX THREE: Circle of 5ths

---

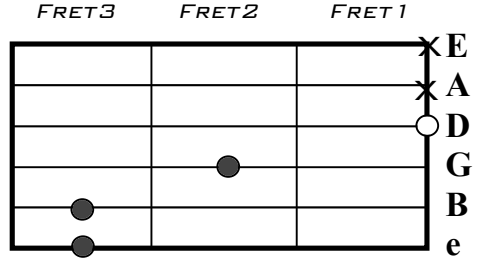


\*USE CIRCLE OF FIFTHS TO FIGURE OUT WHICH KEYS ARE SIMILAR (I.E. FLOW WELL TOGETHER). FOR ANY KEY IN THE CIRCLE, THE KEYS TO THE IMMEDIATE LEFT AND RIGHT ARE SIMILAR KEYS AND FLOW WELL INTO EACH OTHER. FOR EXAMPLE, A SONG IN THE KEY OF "A", LIKE "FOREVER" WOULD FLOW WELL INTO A SONG IN THE KEY OF "E", LIKE "I COULD SING OF YOUR LOVE FOREVER".

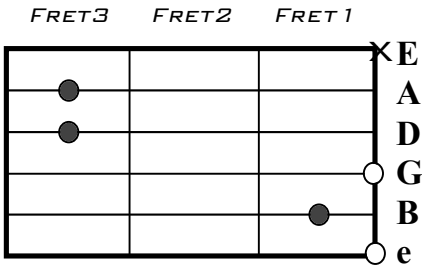
# APPENDIX FOUR: Alternative Chords



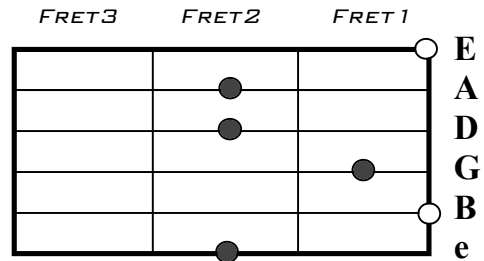
**C2**



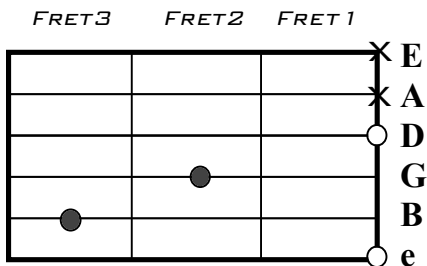
**D4**



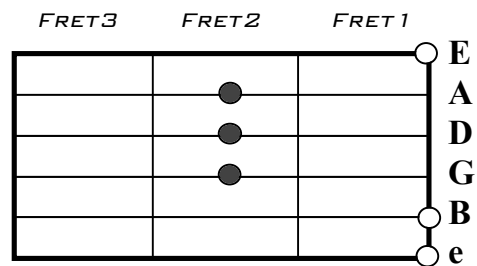
**C4**



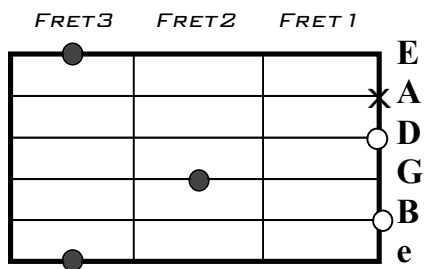
**E2**



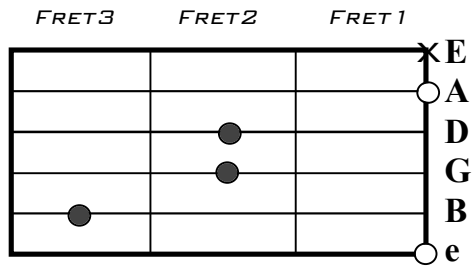
**D2**



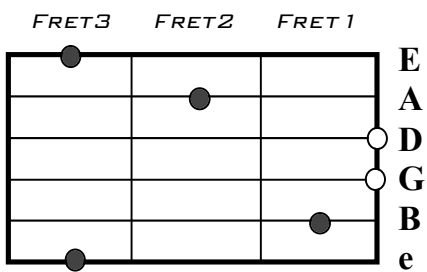
**E4**



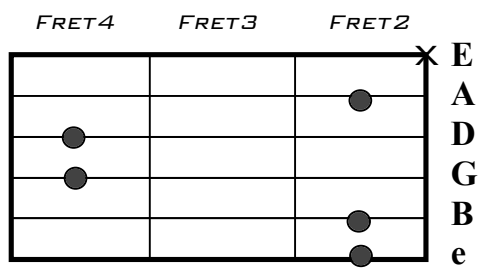
**G 2**



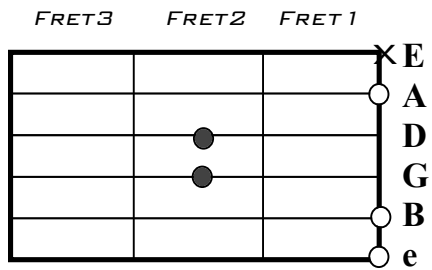
**A 4**



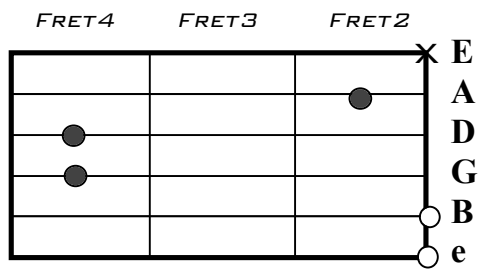
**G 4**



**B 2**



**A 2**



**B 4**

# APPENDIX FIVE: Sample Sets

---

\*USED IN "CREATING THE FLOW" SECTION

## SAMPLE SET ONE:

1. Everlasting God (C)
2. Worthy, You Are Worthy (G)
3. How Great Is Our God/How Great Thou Art (G)

## SAMPLE SET TWO:

1. Your Grace Is Enough (A)
2. I Cannot Hide My Love (A)
3. My Salvation (E)
4. Goodness and Mercy (E)